



**Sutphen**  
**Component Report**  
 Dealership: Jeff Britt Fire Apparatus Sales

**HS-6667 Everett**

Contact: Charles Stone  
 Position: Deputy Chief  
 Phone:  
 Mobile: 814-494-4372  
 Email: efc32@comcast.net

Order#: SOB002270

Bill To	Ship To
Customer: Everett Fire Company No. 1 Contact: Charles Stone, Deputy Chief Address: 100 Mechanic St. Everett, PA 15537	Customer: Same as Bill-to Contact: Charles Stone, Deputy Chief Address: 100 Mechanic St. Everett, PA 15537


Comments
Project Coordinator: Rick Campbell Salesman: Steve Darcangelo Revision Level: <b>Revision D 8/14/2020</b> Truck Type: Program 1 G2 H/TM Body Facility: Urbana

Line	Item #	Qty	Item Description/Comments
1	10001200	1	Maximum Apparatus Height = <del>10' 0"</del> <b>10' 1"</b> <b>***Rev A 3/24/20***</b>
2		1	Overall Apparatus Height = 10' 1" +/- 2".
3	10001220	1	Maximum Apparatus Length = <del>33' 1"</del> <b>33' 2"</b> <b>***Rev A 3/24/20***</b>
4		1	Overall Apparatus Length = <del>33' 2"</del> <b>34' 2"</b> +/- 2". <b>***Rev D 8/14/20*** Exceeded Max OAL due to 24" bumper change</b>
5	10010006	1	CHASSIS, CUSTOM
6	51070215	1	Wheelbase = 215"
7	51010310	1	WHEELBASE GREATER THAN 200"
8		1	AF Number = 54" PTA = 98"
9	25010275	1	FRAME, 13" DOUBLE RAILS, DOMEX, SINGLE AXLE (110K PSI)
10		1	<b>13" Domex double frame rail with cab modification.</b>
11	45010001	1	FRONT TOW EYES, BELOW BUMPER
12	45010015	1	FRONT TOW EYE FINISH, PAINTED
13	46010000	1	REAR TOW EYES
14	40010250	1	STEERING - ROSS TAS-85
15	22010000	1	DRIVE LINE, SPICER, 1710 SERIES
16	23014130	1	ENGINE, CUMMINS L 9 450HP DOC-DPF-DEF-SCR OBD

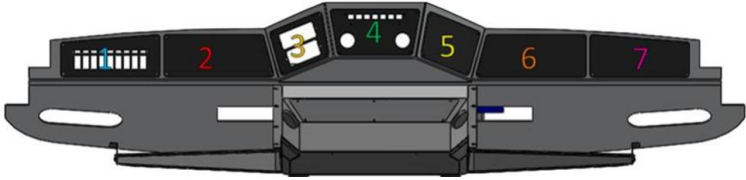
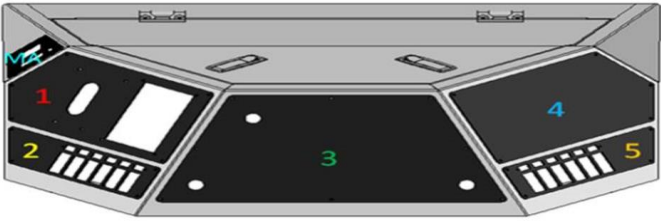
Line	Item #	Qty	Item Description/Comments
17	23029100	1	ENGINE WARRANTY, 5 YEAR, 100,000 MILES FOR CUMMINS L9
18	23030006	1	AIR INTAKE/EMBER SEPARATOR
19	23031173	1	FUEL FILTER/WATER SEPARATOR, PRIMARY, FLEETGUARD, FS1098
20	23031210	1	FUEL FILTER, SECONDARY, FLEETGUARD, FF63009
21	47012430	1	TRANSMISSION, ALLISON GEN 5, EVS3000
22	23110005	1	JACOBS ENGINE BRAKE FOR CUMMINS L ENGINES
23	47024050	1	TRANSMISSION COOLER
24	47030000	1	ALLISON TOUCH PAD SHIFTER
25		1	<i>Shifter Pad Gearing = 5 Gears open, 6th Gear via Mode Button.</i>
26	21021200	1	COOLING SYSTEM
27	21030000	1	FAN CLUTCH
28	21030200	1	RADIATOR COOLANT RECOVERY, PRESSURIZED SYST
29	26010000	1	FUEL TANK, STEEL, 65 GALLON
30	26030000	1	FUEL FILL
31	26030100	1	FUEL COOLER
32	24040000	1	DIESEL EXHAUST FLUID TANK
33		1	<i>DEF Access = Hinged Door For DEF Access.</i>
34	<del>13028888</del> 13010225	1	<del>SPECIAL ALTERNATOR NIEHOFF ALTERNATOR 415 AMP MODEL C570</del> ALTERNATOR, LEECE NEVILLE 420 AMP BLP4003 <b>***Rev A 3/24/20***</b>
35	15010500	1	BATTERIES, INTERSTATE TYPE 31 MHD (4)
36	15031700	1	BATTERY JUMPER TERMINALS
37	15030450	1	120V SHORELINE INLET, KUSSMAUL SUPER 20 AUTO EJECT W/ BUILT IN BAR GRAPH DISPLAY
38		1	<i>Shoreline Inlet Location = Driver's side of Cab, standard location.</i>
39		1	<i>Shoreline Cover Color = <del>White</del> Blue</i> <b>***Rev A 3/24/20***</b>
40	15040100	2	120V OUTLET WIRED TO SHORELINE INLET - EA (2)
41		1	<i>Nema Number = 5-20 House Plug Duplex.</i>
42		1	<i>Outlet Locations =</i>

Line	Item #	Qty	Item Description/Comments
			(1) Behind Driver's seat (1) L3 Compartment, High left side wall ***Rev A 3/24/20***
43	15031565	1	BATTERY CHARGER, KUSSMAUL LPC 40
44		1	Battery Charger Note: Chassis Division to provide/install battery charger & Auto Eject (if applicable)
45	<del>14010524</del> 14022120	1	<del>FRONT AXLE, MERITOR MFS-20-133A 20,000 LB.</del> FRONT AXLE, HENDRICKSON STEERTEK NXT 20,000 LB. ***Rev A 3/24/20***
46	<del>41010115</del> 41022120	1	<del>SUSPENSION FRONT 20,000 LBS. (3) 54" LEAFS</del> SUSPENSION FRONT 20,000 LBS. (4) 56" LEAFS ***Rev A 3/24/20***
47	41030100	1	SUSPENSION, ENHANCED SYSTEM
48	41040510	1	STEER ASSIST
49	43010305	1	FRONT TIRES GOODYEAR 385/65R22.5 LRJ G296 22.5 x 12.25 WHEELS
50	14510530	1	REAR AXLE, MERITOR RS-26-185 27,000 LB.
51			Gear Ratio = 5.63:1
52	14530100	1	TOP SPEED, 68 MPH
53	42090015	1	SUSPENSION REAR FIREMAAX 27,000 LBS. AIR RIDE (PRG)
54	44010320	1	TIRES, REAR, GOODYEAR 12R22.5 LRH G622 MUD & SNOW 24,000 - 27,000 GVWR
55	42910300	1	TIRE PRESSURE MONITOR, QUICK PRESSURE
56	44210100	1	WHEELS, ALUM, ACCURIDE (max 27K rear)
57	44270100	1	HUB COVERS, FRONT & REAR, POLISHED STS (Single Axle)
58	44270300	1	CHROME LUG NUT CAPS, FRONT & REAR (Single Axle)
59	44271100	1	MUD FLAPS, FRONT (PAIR)
60	44271200	1	MUD FLAPS, REAR (PAIR)
61	16010220	1	BRAKES MERITOR SCAM 6" FRONT, SCAM 8.625" REAR (SINGLE AXLE)
62	18010041	1	AIR BRAKE SYST 4 TANKS WABCO 1200 DRYER
63	18033000	1	KUSSMAUL 091-28 AIR EJECT W/FEM COUPLING
64		1	Air Eject Location = Driver's side of Cab, standard location.
65		1	Air Eject Cover Color = <del>White</del> Blue ***Rev A 3/24/20***

Line	Item #	Qty	Item Description/Comments
66	18210000	1	ELEC STABILITY CONTROL SYST
67			<i>Final Programming to be done by UPD</i>
68	18110050	1	WABCO 4 CHANNEL ANTI-LOCK BRAKES W/ASR
69	18142000	1	DEEP MUD/SNOW ON/OFF SWITCH ON DASH FOR ASR ***Rev A 3/24/20***
70	54088888	1	SPECIAL ITEM, CHAINS TO BE RUDD BRAND
71		1	<i>The automatic tire chains are to be Rudd 6 strand.</i>
72	53510000	1	COMPRESSION FITTINGS ON AIR SYSTEM (CHASSIS)
73	54010000	1	MISCELLANEOUS ITEMS ON CHASSIS
74	11023292	1	CAB TSAL4K 62" 10" RR 1/2
75	11030025	1	CAB CERTIFICATION - STRUCTURAL INTEGRITY
76	11030950	1	CAB LOCKDOWN LATCHES
77	11031025	1	CAB TILT SYSTEM, AIR CONTROL VALVE
78		1	<i>Cab Tilt Controls = Officer's side Pump Panel.</i>
79	11031100	1	MANUAL BACK-UP TILT SYSTEM
80	11031350	1	CAB DOORS, FULL LENGTH
81	<del>11031386</del> 11031387	1	<del>CAB STEPS, LOWER &amp; INTERMEDIATE DIAMONDPLATE</del> CAB STEPS, LOWER GRIP STRUT, INTERMEDIATE DIAMONDPLATE ***Rev A 3/24/20***
82	11031390	1	AUXILIARY CAB STEPS, ALUM, GRIP STRUT (SET OF 4)
83	11031396	1	CAB STEP LIGHTING, FEDERAL SIGNAL COMPLEX LED STRIP LIGHTS
84	11031419	1	CAB DOOR WINDOWS, MANUAL
85	11031401	1	CAB SIDE WINDOWS, FIXED
86	11031460	1	NO WINDOWS, BACK WALL OF CAB
87	52010010	1	ELECTRIC INTERMITTENT WIPERS
88	38010020	1	MIRRORS LANG MEKRA 300 SERIES HEATED & REMOTE
89	<del>11024425</del> 11024415	1	<del>UPPER GRILLE, AMERICAN FLAG TUBULAR STYLE FACADE (L9)</del> UPPER GRILLE, AMERICAN FLAG LEVEL STYLE FACADE (L9) ***Rev A 3/24/20***
90	11024500	1	FLAMING "S" LOGO, UPPER GRILLE, REFLECTIVE RED

Line	Item #	Qty	Item Description/Comments
91	11024615	1	LOWER GRILLE, POLISHED STAINLESS, LASER CUT LETTERING W/ BACKLIGHTING
92		1	Design for lower grille w/LED backlight = Design = <b>EVERETT</b> Backlight Color = Blue (Note: Text cannot be larger than air cut-outs.) <b>***Rev A 3/24/20***</b>
93	11088888	1	SPECIAL ITEM, ONE SET OF SAME AS ABOVE ITEM, LOWER GRILLE, POLISHED STAINLESS, LASER CUT LETTERING W/ BACKLIGHTING, SHIPPED LOOSE <b>***Rev A 3/24/20***</b>
94			Design for lower grille w/LED backlight = Design = <b>EVERETT</b> Backlight Color = Blue <b>Items to be shipped loose</b>
95	<del>20010075</del> 20010085	1	<del>BUMPER, 12" POLISHED STAINLESS STEEL</del> BUMPER, 24" POLISHED STAINLESS STEEL <b>***Rev D 8/14/20***</b>
96		1	Siren Speaker Perforations = No Speaker Perforations in Bumper.
97	20029800	1	BUMPER SIDES, DIAMONDPLATE
98	20088888		SPECIAL ITEM STORAGE WELL, DEEP CENTER, DEEP DRIVER SIDE 3/4 WIDTH (24" BUMPER) <b>***Rev D 8/14/20***</b>
99	20030100	1	STORAGE WELL COVER, TREADPLATE, 2" RAISE <b>***Rev D 8/14/20***</b>
100	12010500	1	AIR HORNS, DUAL, GROVER #2040 RECTANGULAR
101		1	Air Horns Location: <del>Outboard</del> <b>Inboard</b> , (1) each side. <b>***Rev D 8/14/20***</b>
102	12030010	1	AIR HORNS CUTOUTS IN BUMPER, BEHIND PERFORATIONS (L9 STYLE)
103	12088888	1	SPECIAL ITEM, BUMPER TO BE THE USED BUMPER <b>***Rev D 8/14/20***</b>
104			This is the used bumper chassis installed as a temporary bumper 
105	12030350	1	LANYARD CONTROL FOR AIR HORNS
106	<del>12510111</del> 12510420	1	<del>ELEC SIREN, WHELEN 295LSA1</del> ELEC SIREN, POWERCALL UDX7 <b>***Rev A 3/24/20***</b>
107	12620100	1	SIREN SPEAKER, 100W, CAST PRODUCTS, SA4201-6B-A
108	12670110	1	SIREN SPEAKER(S) INSTALLED BEHIND CAB GRILLE
109	12710100	1	SIREN, FEDERAL Q2B, GRILLE MOUNT
110	12730305	1	FOOT SWITCH, DRIVER'S SIDE, FOR MECH SIREN

Line	Item #	Qty	Item Description/Comments
111		1	Siren Brake Switch for Driver.
112	12730310	1	FOOT SWITCH, OFFICER'S SIDE, FOR MECH SIREN
113		1	Siren Brake Switch for Officer.
114	32520520	1	HEADLIGHTS, LED, FIRETECH FT-4X6, DUAL STS HOUSINGS
115		1	HEADLIGHT INTERIOR FINISH, CHROME
116	32530620	1	CORNERING LIGHTS, WHELEN 600 LED ***Rev A 3/24/20***
117			Left cornering light on with: Left Turn Left Cab Doors Left Scene lights  Right cornering light on with: Right Turn Right Cab Doors Right Scene lights
118	48010300	1	FRONT TURN SIGNALS, WHELEN 400 SERIES LED (4)
119	27030710	1	HANDRAILS, FRONT OF CAB, KNURLED STAINLESS STEEL (PAIR) ***Rev A 3/24/20***
120	<del>27022120</del> 27088888	1	<del>HANDRAILS, CAB EXTERIOR, KNURLED STAINLESS STEEL (4) SIDE</del> SPECIAL ITEM, HANDRAILS, CAB HANSON ANTI-SLIP 4000 BACKLIT (4) SIDE ***Rev A 3/24/20***
121			Color = Blue
122	27025000	1	HANDRAILS, CAB INTERIOR, BLACK RUBBER COATED (2) FRONT ENTRY
123	27030110	1	HANDRAILS, REAR CAB INTERIOR DOOR, KNURLED STS AT WINDOW (2) ONLY
124	11035405	1	DIAMONDPLATE REAR EXTERIOR WALL OF CAB (AERIAL OR TOP MOUNT)
125	31010287	1	INTERIOR, MULTISPEC GRAY SPECKLE PAINT W/GRAY-BLACK DURAWEAR
126	11032929	1	DOOR PANEL, FULL STS
127	11032955	1	REFLECTIVE MATL, INTERIOR CAB DOORS, SCOTCHLITE CHEVRONS
128		1	Reflective Striping Color = <del>Red/Yellow</del> Blue / White ***Rev A 3/24/20***
129		1	Reflective Striping Verbiage = EVERETT ***Rev A 3/24/20***
130	31010290	1	CAB INTERIOR FLOOR COVERING, GRAY RUBBERIZED
131	22510100	1	ENGINE ENCLOSURE, FULL LENGTH
132	22510530	1	ENGINE ENCLOSURE COVERING, SCORPION BLACK URETHANE BLEND


Line	Item #	Qty	Item Description/Comments
133	11031680	1	CENTER CONSOLE W/MAP BOOK STORAGE, TOP OF ENGINE ENCLOSURE
134	22610000	1	ENGINE HOOD LIGHT, HALOGEN (1)
135	11031510	1	FLAT WORK SURFACE IN LIEU OF GLOVE BOX
136	29810100	1	CHASSIS ELECTRICAL DESCRIPTION
137	30010130	1	INSTRUMENTATION, AMETEK W/ CENTER & OVERHEAD CONSOLES
138	30088888	1	SPECIAL ITEM, RED BEZEL ON BOTH MASTER EMERGENCY SWITCHES ***Rev A 3/24/20***
139			
140		1	Overhead Console Panel's Finish: Black Wrinkle Finish.
141		1	Overhead Console Position 1 Switches: #1 Master Emergency <i>Red Bezel</i> #2 Roto-Ray #3 Brow #4 Left Scene #5 Right Scene #6 Rear Scene #7 Blank #8 Blank #9 Blank #10 <i>Acknowledge button</i> ***Rev A 3/24/20***
142		1	Overhead Console Position 2: <i>Camera Monitor</i> ***Rev A 3/24/20***
143		1	Overhead Console Position 3: HVAC Controls
144		1	Overhead Console Position 4: Door Open Indicators, Seat Belt Monitor, Air Horn Lanyard
145		1	Overhead Console Position 5: Blank
146		1	Overhead Console Position 6: Blank
147		1	Overhead Console Position 7: Blank
148			
149		1	Lower Command Console Finish Black Urethane.

Line	Item #	Qty	Item Description/Comments
150		1	Lower Console Panel's Finish Black Wrinkle Finish.
151		1	Lower Console Position 1: Pump and Transmission Shifters
152		1	Lower Console Position 2 Switches: #1 Jake Brake on/off #2 Jake Brake hi/med/low #3 High Idle #4 ASR <i>Deep Mud/Snow</i> #5 Tire Chains #6 Blank #7 Siren Brake <b>***Rev A 3/24/20***</b>
153		1	Lower Console Position 3: Park Brake <i>Customer Radio Cut Out (Make, Model) = KENWOOD (MODEL TK7360 VHS-150-174)</i> Siren Head mounted low Power Point Driver side USB Officer side <b>***Rev B 4/15/20***</b>
154		1	Lower Console Position 4: <i>Customer Radio Cut Out (Make, Model) = KENWOOD (MODEL TK5800 NX5800 UNIVERSAL)</i> <b>***Rev B 4/15/20***</b>
155		1	Lower Console Position 5 Switches: #1 Master Emergency <i>Red Bezel</i> #2 Siren Brake #3 Blank #4 Blank #5 Blank #6 Blank #7 Blank <b>***Rev A 3/24/20***</b>
156	30010700	1	CAB PUMP SHIFT, AIR
157	<del>30031650</del> 30031655	1	<del>DOOR AJAR ALARM</del> DOOR AJAR ALARM WITH SILENCE BUTTON <b>***Rev A 3/24/20***</b>
158			Door ajar alarm includes: door open, deck gun up, and any other violation Door ajar acknowledge momentary button located in overhead console position 1 switch 10 Silence all alarms including door open and deck gun up signal
159	29930200	1	MAPBOOK SLOT ON BREAKER PANEL
160	29910100	1	PROGRAMMABLE LOAD MANAGER, CLASS-1 SUPERNODE II
161		1	Electrical System = Point-to-Point
162	30031100	1	HIGH IDLE SWITCH
163	30031771	1	12V POWER POINT, (1)
164		1	Power Point Location #1: Lower Console Position 3, Driver's corner.



Line	Item #	Qty	Item Description/Comments
165	30031801	1	12V DUAL PORT USB POWER POINT, (1)
166		1	<i>USB Power Point Location #1: Lower Console Position 3, Officer's corner.</i>
167	11040000	1	CAB ACCESSORY FUSE PANEL
168	84541540	1	POWER & GROUND STUDS, UPPER COMMAND CONSOLE
169		1	<i>Requirements (AMPS) for Power/Ground Studs in Upper Command Console: (1) 12-volt 60-amp, direct to the battery. (1) 12-volt 30-amp controlled by the ignition switch. (1) 12-volt 125-amp ground.</i>
170	84541545	1	POWER & GROUND STUDS, LOWER COMMAND CONSOLE
171		1	<i>Requirements (AMPS) for Power/Ground Studs in Lower Command Console: (1) 12-volt 60-amp, direct to the battery. (1) 12-volt 30-amp controlled by the ignition switch. (1) 12-volt 125-amp ground.</i>
172	30110000	1	VEHICLE DATA RECORDER, AKRON/WELDON
173	33510030	1	INTERIOR CAB LIGHTS, WHELEN 6" ROUND RED/CLEAR LED (2)
174	34010030	1	INTERIOR CREW LIGHTS, WHELEN 6" ROUND RED/CLEAR LED (2)
175	28010740	1	DEFROSTER, HEATER & A/C (TM-21)
176	28090003	1	HEAT TO FEET
177	28030500	1	DEFROSTER DUCTWORK, ENTIRE WINDSHIELD
178	11031687	1	TOP HEAT/AC STORAGE, TOOL MOUNTING PLATE, 25" x 19.5"
179	38510104	1	DRIVER'S SEAT, BOSTROM SIERRA HIGH BACK ABTS AIR RIDE (DURAWEAR PLUS, LOW SEAM)
180	38320000	1	HELMETS STORED IN COMPARTMENT
181	39090015	1	OFFICER'S SEAT, BOSTROM TANKER 350, ABTS SCBA (DURAWEAR PLUS, LOW SEAM)
182	39030010	1	OFFICER'S SEAT COMPT, OPEN FRONT
183	39521111	1	CREW SEAT 1, BOSTROM TANKER 350, ABTS SCBA (DURAWEAR PLUS, LOW SEAM)
184	39521112	1	CREW SEAT 2, BOSTROM TANKER 350, ABTS SCBA (DURAWEAR PLUS, LOW SEAM)
185	39521410	1	CREW SEAT 3, BOSTROM TANKER 300CT, ABTS SCBA FLIP UP (DURAWEAR PLUS, LOW SEAM)
186	39521411	1	CREW SEAT 4, BOSTROM TANKER 300CT, ABTS SCBA FLIP UP (DURAWEAR PLUS, LOW SEAM)
187	39550100	1	SEAT COLOR, GRAY
188	39610000	5	SCBA BRACKETS, BOSTROM, SECURE ALL (5)


Line	Item #	Qty	Item Description/Comments
189	38410000	1	SEAT BELT WARNING SYSTEM, AKRON / WELDON
190	39710000	1	DOUBLE CREW SEAT COMPT, SIDE DOORS
191	84561010	1	CAMERA SYSTEM, FRC, INVIEW TRUEVIEW, SINGLE CAMERA (WIRED)
192		1	Camera Monitor Mounting Location = <del>Under Driver's Climate Controls</del> <i>Overhead Console Position #2</i> Camera Mounting Location = Rear of Body <b>***Rev A 3/24/20***</b>
193	31088888	2	SPECIAL ITEM, RADIO CUT OUTS <b>***Rev A 3/24/20***</b>
194			(2) Two radio cut outs (1) Lower Console Position #3 above siren head (Make, Model) <i>KENWOOD (MODEL TK7360 VHS-150-174)</i> (1) Lower Console Position #4 (Make, Model) <i>KENWOOD (MODEL TK5800 NX5800 UNIVERSAL)</i> <b>***Rev B 4/15/20***</b>
195	31088888	2	SPECIAL ITEM, INSTALLATION OF CUSTOMER SUPPLIED ANTENNA. <b>***Rev A 3/24/20***</b>
196			The customer supplied radio antenna shall be installed on the cab roof with the cable routed to the termination location. Termination location = Lower Console <b>Antenna have been provided</b>
197	60080018	1	PUMP, HALE QMAX-2000 GPM SINGLE STAGE
198		1	The pump is to be tested and rated at 2,000 gpm.
199	60025000	1	GEARBOX, HALE, G-SERIES, REAR MOUNTED
200	60026000	1	PUMP PACKING, HALE
201	60035121	1	PUMP TEST, MISTRAS GROUP, INC
202	61510000	1	AUXILIARY COOLER (HEAT EXCHANGER)
203	62010002	1	STAINLESS STEEL PIPING
204	61729120	1	VALVE, AKRON, HEAVY DUTY (ALL)
205	60036010	1	THREADS, NST (ALL)
206	66090010	1	3" TANK-TO-PUMP W/CHECK VALVE
207	73090001	1	TANK FILL 2"
208	61090003	1	PRESSURE GOVERNOR, CLASS 1 TPGJ1939
209	61290020	1	INTAKE PRESSURE CONTROL, TFT A1860
210	63021500	1	6" MAIN SUCTION, LEFT SIDE
211	65090000	1	2.5" LEFT SIDE INLET

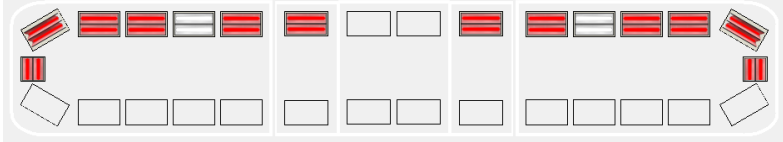
Line	Item #	Qty	Item Description/Comments
212	63025500	1	6" MAIN SUCTION, RIGHT SIDE
213	64090000	1	2.5" RIGHT SIDE INLET
214	65680100	1	5" RIGHT REAR INLET
215	63090002	1	HALE MASTER INTAKE VALVE, ELEC (FRONT/REAR SUCTION)
216		1	<p>A rear intake shall be provided.  It shall be plumbed with 5" S/S piping to the rear 4" pump intake port.  The plumbing shall be routed through the rear compartment and through the water tank to the pump port.  The intake shall be controlled by a Hale electric MIV.  The MIV controls shall be located on the pump panel.  The piping shall pass through the rear compartment, through the rear body wall and terminate in 6" NST.  The A1 compartment door shall be reduced in width to allow for a rear exterior panel for the intake termination.  For reference, see DuBois Fourth Ward Hose Co. HS# 5793.</p> 
217	63034650	1	ADAPTER, 6" NST FE X 5" STORZ, 30 DEGREE W/CAP & CHAIN, TFT
218			AH3HST-NX ELBOW 5in Storz x 6in NH LH 30 DEG (1) 10084691 A01ST BLIND CAP 5" STORZ (1) AX 10035503 HSSS-50 STORZ SUCTION SEAL 5" (1) AX 10049950
219	70525900	1	2.5" DISCHARGE, LEFT - POSITION 1
220	70525900	1	2.5" DISCHARGE, LEFT - POSITION 2
221	<del>71025905</del> 71025908	1	<del>3" DISCHARGE, RIGHT - POSITION 3</del> 3" DISCHARGE W/4" OUTLET, RIGHT ***Rev A 3/24/20***
222	61888888	1	SPECIAL ADAPTER FOR DISCHARGE #3 4" F NST SWIVEL X 5" STORZ WITH CAP AND CHAIN
223		1	The adapter shall be a 30° 4" female NST swivel x 5" Storz with cap and chain. (1) AX XXXXXXXX, (1) AX 10035503
224	71025900	1	2.5" DISCHARGE, RIGHT - POSITION 4
225	71088888	1	SPECIAL ITEM, RUNNING BOARD TROUGH 1.5" DISCHARGE WITH SWIVEL
226		1	There shall be a discharge plumbed to the trough on the right side running board. It shall be plumbed with 2" piping, with 2" valve. It shall terminate in the trough with a 1.5" NST male chicksan swivel. The discharge shall be controlled by a T-handle at the pump operator's panel.

Line	Item #	Qty	Item Description/Comments
227	71930800	1	DISCHARGE 2.5" FRONT/LEFT OF MAIN HOSEBED ***Rev A 3/24/20***
228	72090000	1	DISCHARGE 2.5" FRONT/RIGHT OF MAIN HOSEBED
229	72088888	1	SPECIAL ITEM, SECOND RIGHT 2.5" HOSE BED PRE-CONNECT
230		1	<i>There shall be a total of two (2) 2.5" discharges at the right front of the hose bed. They shall be configured the same as the hose bed discharges on HS# 6370, Frazer Twp.</i>
231	72590002	1	DECK GUN DISCHARGE 3"
232	<del>72570100</del> 72588888	1	<del>DECK GUN TERMINATION, THREADED</del> SPECIAL ITEM, INSTALL TASK FORCE TIPS EXTEND-A-GUN, 18" CROSSFIRE QUICK CONNECT OUTLET XG18VL-XL ***Rev A 3/24/20***
233	72890001	1	SPEEDLAYS, TWO 2" W/1.5" SWIVEL
234		1	<i>Crosslay Hose Load Requirement = 200' of 1.75" DJ hose each</i>
235	72910700	1	COVER, VINYL FOR SPEEDLAYS
236		1	<i>Crosslay/Speedlay Cover Color = Blue.</i>
237		1	<i>Crosslay/Speedlay Cover Fastener = Velcro Straps.</i>
238		1	<i>Vinyl cover on trough to be fastened with C-channel on pump side. 2" Velcro webbing straps through footman loops shall be installed to secure the cover on the walkway side.</i>
239	72988888	2	SPECIAL ITEM, ALUMINUM SPEEDLAY TRAYS ***Rev A 3/24/20***
240			<i>Reference HS-6147 Southmont (1) DCT-2084 (1) DCT-2333</i>
241	73530650	1	FOAM SYSTEM, AKRON 125 GPM 3126 BY-PASS W/ FLUSH TO A DISCHARGE LINE FOR ONE FOAM TANK ***Rev A 3/24/20***
242			<i>Plumbed to bottom speedlay</i>
243	73531400	1	FOAM TANK 25 GALLON BUILT INTO BOOSTER TANK ***Rev A 3/24/20***
244	61742000	1	MASTER PUMP DRAIN, MULTIPOINT
245	61790510	9	DRAIN VALVES, HALE, LIFT-UP (9)
246	74929120	1	HALE PUMP MODULE CONFIGURATION, TOP MOUNT
247	74914200	1	PRG TM1 - TOP MOUNT PUMP PANEL
248	74928150	1	PUMP MODULE LENGTH, 74" W/24" WALKWAY
249	74930735	1	PANEL FINISH, BLACK POWDERCOAT, TM (PRG)

Line	Item #	Qty	Item Description/Comments
250	74931055	1	COLOR CODING (PRG)
251		1	<i>Color Coding Special =  #1 Discharge = Olive Green  #2 Discharge = Tan  #3 Discharge = Light Blue  #4 Discharge = Black  Deck gun = Silver  Left Pre-connect = White  Right inboard Pre-connect = Blue  Right outboard Pre-connect = Orange  Bottom Speedlay = Red  Top Speedlay = Yellow  Intakes = Burgundy  Pump Recirculate = Lime Green  Running Board Hose Trough = Green  ***Rev C 5/16/20***</i>
252	74931290	1	PUMP MODULE FRAMEWORK, NON-PAINTED
253	74931390	1	PUMP FINISH, PAINTED BY PUMP MFG
254	74931590	1	PLUMBING FINISH, NON-PAINTED
255	74931692	1	EXTERIOR DUNNAGE AREA PANEL, BLACK POWDERCOAT
256	75040210	1	TROUGH IN RUNNING BOARD, OFFICER'S SIDE
257		1	<i>Running Board Trough Cover = Vinyl Cover, Color = Blue  ***Rev A 3/24/20***</i>
258		1	<i>Vinyl cover on trough to be fastened with C-channel on outside.  2" Velcro webbing straps through footman loops shall be installed to secure the cover on the inside of the trough.</i>
259	75590010	1	PUMP OPERATOR LIGHTS, LED (PRG)
260	75590210	1	PUMP PANEL LIGHTS ONE EA SIDE, LED (PRG)
261	76090002	1	PUMP PANEL GAUGES & CONTROLS (PRG)
262	60090030	1	PUMP PRIMER, TRIDENT, AIR
263	60028325	1	(2) PRIMER BUTTONS - MAIN & REAR SUCTION 31.001.11 (1) AX 10013330
264	76025110	1	COMPRESSION FITTINGS ON AIR SYSTEM (PRG PUMP MODULE)
265	76031900	1	AIR HORN PUSH BUTTON SWITCH ON PUMP PANEL
266			<i>Near Master Gauges  Red Button</i>
267	76590000	1	GAUGES, MASTER, CLASS 1 4.5" (PRG)
268	77090000	1	GAUGE, DISCH, CLASS 1 2.5" (ALL)

Line	Item #	Qty	Item Description/Comments
269	77590000	1	GAUGE, WATER LEVEL, CLASS 1, INTELLI-TANK ITL-4
270	77532112	1	GAUGE, WATER LEVEL, WHELEN PSTANK2 LED (2)
271		1	<i>Whelen Gauge Locations = Driver's side of Cab, behind Crew Door, high.</i>
272		1	<i>Whelen Gauge Locations = Officer's side of Cab, behind Crew Door, high.</i>
273	77540155	1	GAUGE, FOAM LEVEL, CLASS 1, INTELLI-TANK ITL-4 <b>***Rev A 3/24/20***</b>
274			<i>Class A Foam</i>
275	83525000	1	WATER TANK BRAND, UNSPECIFIED
276	<del>83588888</del> 83590002	1	<del>SPECIAL ITEM, WATER TANK CAPACITY TO BE 1,250 GALLONS, POLY</del> WATER TANK, 1000 GAL, POLY <b>***Rev A 3/24/20***</b>
277	80189520	1	BODY G2 - ALUM 40/51 LAD CHUTE
278	80089500	1	BODY SUBFRAME, PROGRAM 1 PUMPER
279	81165705	1	UNISTRUT TRACK IN COMPTS
280	80290015	1	COMPT DOORS, ROM ROLL-UP, SATIN FINISH
281	80225000	1	REAR COMPT DOOR (A1) ROM ROLL-UP, SATIN FINISH
282	84531220	1	COMPT LIGHTING, FEDERAL SIGNAL COMPLEX LED LIGHT STRIPS, 2 PER COMPT
283	81380000	1	HOSEBED W/REMOVABLE ALUMINUM FLOORING
284		1	<i>List the Hose Bed Hose Load Req. = 1,200' of 5" LDH 200' of 2.5" DJ 200' of 2.5" DJ</i>
285	81410000	1	COVER, VINYL, MAIN HOSE BED
286		1	<i>Hosebed Cover Color = Blue.</i>
287	81440288	1	SPECIAL HOSEBED COVER FASTENER 2" VELCRO STRAPS THROUGH FOOTMAN LOOPS
288		1	<i>Hose bed cover to be fastened by a C-channel at the front, and 2" Velcro webbing through footman loops at the sides and rear flap.</i>
289	<del>81330302</del> 81330303	1	<del>HOSE BED DIVIDERS, ADJ (2)</del> HOSE BED DIVIDERS, ADJ (3) <b>***Rev A 3/24/20***</b>
290	81332020	1	HOSEBED LIGHTING, FEDERAL SIGNAL COMPLEX LED LIGHT STRIP (EA) (1)
291			<i>Location = Across front of hose bed Activated with park brake</i>
292	81910100	1	HANDRAILS, KNURLED STS

Line	Item #	Qty	Item Description/Comments
293	81988888	2	SPECIAL ITEM, HANDRAILS, HANSON ANTI-SLIP 4000 BACKLIT, SIDE OF TOP MOUNT PUMP <b>***Rev A 3/24/20***</b>
294			<i>Location = 1 each side of pump at walkway entrance Color = Blue</i>
295	82290010	1	STEPS, FRONT BODY, IC FOLD DOWN W/LIGHT
296		1	<i>Step Light Color = Blue</i>
297	82390001	1	STEPS, REAR BODY (14x11 & 14x8)
298	82510000	1	RUB RAILS, ANODIZED ALUM
299	83010050	1	ALUMINUM TREADPLATE (ALUM PPR, PRG1, C-SER, TANKER)
300	83088888	1	SPECIAL ITEM, REAR TAILBOARD 12"
301		1	<i>Rear tailboard to be 12"</i>
302	83030350	1	REAR STEP CORNERS, 45 DEGREE (PRG1)
303	80290051	1	8 SCBA CYLINDER COMPTS (2 TRIPLE, 2 SINGLES)
304		1	<i>Triple Bottle Compartment Location = (1) Driver's side ahead of the rear wheels, with dividers (1) Officer's side ahead of the rear wheels with dividers Single Compartments Location = driver's and officer behind rear wheels. ***Rev A 3/24/20***</i>
305	88520100	1	SUCTION HOSE, (2) 10' SECT 6" KOCEK LIGHTWEIGHT
306	88540375	1	SUCTION HOSE MOUNTED IN HOSEBED
307		1	<i>Suction Hose Location = Suction hose to be mounted in an aluminum box on the left side of the hose bed. It shall be of a height to fit below the hose bed cover. The suction hose shall be secured in the box with Velcro webbing through footman loops. The configuration shall be similar to that of HS# 5463, West Middletown.</i> 
308	88550100	1	STRAINER, 6" KOCEK BARREL
309	89011500	1	ALCO-LITE PEL-24 24'2 SEC & PRL-14 14' ROOF & 10' FOLDING
310	89590002	1	LADDER CHUTE W/BACKBOARD STORAGE
311	84550110	1	LICENSE PLATE BRACKET W/ LIGHT, LED

Line	Item #	Qty	Item Description/Comments
312	84511100	1	BODY ELECTRICAL DESCRIPTION
313	84520000	1	BACK UP ALARM, ECCO SA917
314	85010302	1	TAILLIGHTS, WHELEN 600 SERIES, LED STOP/TAIL/TURN/REVERSE, QUAD HOUSING (PAIR)
315	85110100	1	ICC LIGHTS, LED
316	85510200	1	STEP LIGHTS, LED, WHELEN 2G AT PUMP PANEL & REAR BODY
317	85710010	1	UNDERCARRIAGE GROUND LIGHTS, LED
318			<i>Ground lights are Reverse activated ***Rev A 3/24/20***</i>
319	86528999	1	DELETE REAR WORK LIGHTS
320	86600000	1	OPTICAL WARNING SYSTEM, UPPER
321	86610130	1	UPPER WARNING LIGHTS, ZONE A (FRONT), WHELEN FREEDOM IV 72" LED LIGHT BAR, F4N7QLED, 14 MODULES
322		1	<i>Zone A, Upper Lightbar Color / Details = Color = 12 Red, 2 White Lens Color = Clear</i>
323			
324	86699999	1	UPPER WARNING LIGHTS, ZONE B (OFFICER'S SIDE), COVERED BY ZONES A & C
325	86710120	1	UPPER WARNING LIGHTS, ZONE C (REAR), WHELEN LED BEACONS, MCFLED2* (PAIR)
326		1	<i>Zone C, Upper Rear Beacon Color/Details = Location = <b>Driver side</b> (1) Color = Red Lens Color = Red  Location = <b>Officer side</b> (1) Color = Amber Lens Color = Amber ***Rev A 3/24/20***</i>
327	86899999	1	UPPER WARNING LIGHTS, ZONE D (DRIVER'S SIDE), COVERED BY ZONES A & C
328	87100000	1	OPTICAL WARNING SYSTEM, LOWER
329	87110110	1	LOWER WARNING LIGHTS, ZONE A (FRONT), WHELEN 600 SUPER LED, 60*02F*R (QTY 4)
330		1	<i>Zone A, Lower Warning Light Color, Lens Color, Details = Color = Red Lens Color = Red ***Rev A 3/24/20***</i>



Line	Item #	Qty	Item Description/Comments
331	87811130	1	<b>LOWER, ZONE A - MOUNTING LOCATION (DUAL HOUSINGS)</b>
332		1	<i>Zone A, Lower - Front, Mounting Location = (2) Warnings in top headlight housing, each side.</i>
333	87210100	1	<b>LOWER WARNING LIGHTS, ZONE B (OFFICER'S SIDE), WHELEN 600 SUPER LED, 60*02F*R (QTY 2), ION T-SERIES LED, TLI* (QTY 1)</b>
334		1	<i>Zone B, Lower Officer's Side Warning Light Color, Lens Color, Details = Color = Red Lens Color = Red  TLIR Color = Red Lens Color = Clear</i>
335	87812110	1	<b>LOWER, ZONE B - MOUNTING LOCATION (PUMPERS, TANKERS)</b>
336		1	<i>Zone B, Lower - Officer's Side, Mounting Location = (1) Warning Light near the front corner of the Apparatus. (1) Warning Light near the rear Axle. (1) Warning Light near the rear corner of the Apparatus. Reference Shop Order Drawing for lights and placement.</i>
337	87310100	1	<b>LOWER WARNING LIGHTS, ZONE C (REAR), WHELEN 600 SUPER LED, 60*02F*R (QTY 2)</b>
338		1	<i>Zone C, Lower Rear Warning Light Color, Lens Color, Details = Color = Red Lens Color = Red</i>
339	87410100	1	<b>LOWER WARNING LIGHTS, ZONE D (DRIVER'S SIDE), WHELEN 600 SUPER LED, 60*02F*R (QTY 2), ION T-SERIES TLI* (QTY 1)</b>
340		1	<i>Zone D, Lower Driver's Side Warning Light Color, Lens Color, Details = Color = Red Lens Color = Red  TLIR Color = Red Lens Color = Clear</i>
341	87814110	1	<b>LOWER, ZONE D - MOUNTING LOCATION (PUMPERS, TANKERS)</b>
342		1	<i>Zone D, Lower - Driver's Side, Mounting Location = (1) Warning Light near the front corner of the Apparatus. (1) Warning Light near the rear Axle. (1) Warning Light near the rear corner of the Apparatus. Reference Shop Order Drawing for lights and placement.</i>
343	87537732	1	<b>ADDITIONAL WARNING LIGHTS, WHELEN 600 SUPER LED, 60*02F*R (PAIR) (1)</b>
344		1	<i>Mounting Location = Above front axle, 1 each side Color = Red Lens Color = Red</i>
345	87537505	1	<b>WARNING LIGHT, ROTO-RAY, LED</b>
346		1	<i>Roto Ray Light Colors = (2) Color = Red Lens color = Red (1) Color = White</i>

Line	Item #	Qty	Item Description/Comments
			Lens Color = Clear
347	88390900	1	LIGHT, FR SPECTRA, LED, BROW 15K LUMENS, 12V (1)
348		1	Switched = Overhead Console Position #1 Brow Scene Light Housings Color= White
349	86588888	1	SPECIAL ITEM, FOUR (4) PAIRS OF HIZVIZ GUARDIAN ELITE SCENE LIGHTS, MODEL FT-GESM
350		1	Four (4) pairs of HiViz Guardian Elite scene lights. (1) One pair on the cab above fixed window, 1 each side (1) One pair on the left upper body, front and rear (1) One pair on the right upper body, front and rear Switched = Overhead Console Position #1 Left Scene, Right Scene Cab sides switched with cab doors.  (1) One pair on the rear in the left and right upper corners Switched = Overhead Console Position #1 Rear Scene  <i>Both Left and Right side most rearward lights and Rear Scene Reverse activated ***Rev A 3/24/20***</i>
351	86588888	4	SPECIAL ITEM, REVERSE ACTIVATED CIRCUITS <i>***Rev A 3/24/20***</i>
352			<i>Both Left and Right side most rearward Scene lights, Rear Scene, and Ground lights are Reverse activated</i>
353	89910010	1	CORROSION REDUCTION PROGRAM (PROPOSALS)
354	90010020	1	PAINT SCHEME
355	90030004	1	PAINT, SINGLE TONE
356		1	Single Tone Paint Color = White.
357	90030154	1	PAINT FRAME RAILS & BODY REAR DROP - BLACK
358	90083300	1	UNDERCOATING, ZIEBART (OR EQUAL)
359	90588888	1	SPECIAL ITEM, LETTERING AND GRAPHICS
360		1	Special Lettering/Striping Details = Per Customer's Specifications There shall be graphics and lettering provide to match the customer's existing apparatus. HS-5006
361	90530360	1	MALTESE CROSS LAMINATED SCOTCHLITE (Pair)
362	90610200	1	6" SCOTCHLITE STRIPE AROUND TRUCK
363	90630501	1	ONE PIECE "Z" STRIPE (OVER 11-3/4")
364	90630200	2	1/8" BLACK EDGE ABOVE OR BELOW SCOTCHLITE - EACH (2)

Line	Item #	Qty	Item Description/Comments
365	90680120	1	CHEVRON STRIPING, REAR BODY OUTBOARD, REFLEXITE
366		1	<i>Chevron Striping, Rear Body Color = #031 Red Transparent &amp; #L1 Fluorescent Yellow. #L2 Fluorescent Lime ***Rev A 3/24/20***</i>
367	90670020	1	CHEVRON STRIPING, FRONT BUMPER, REFLEXITE
368		1	<i>Chevron Striping, Front Bumper Color = White &amp; Blue</i>
369	91010000	1	MISC EQUIP - (1) PINT TOUCH-UP PAINT, STAINLESS STEEL NUTS & BOLTS
370			<i>Ship loose items: Pint touch-up paint, 1 per color Stainless steel nuts &amp; bolts Fire extinguisher Warning triangles First aid kit Auto Eject 120V plug end Air Eject Female Coupler Adapters Strainer</i>
371	91030700	1	ZIAMATIC SAC-44 FOLDING WHEEL CHOCKS (PAIR) MTD W/ SQCH-44H HOLDERS
372		1	<i>Wheel Chock Mounting Locations = Under L1 Compartment</i>
373	99010000	1	MANUALS (1-PRINTED & 1-USB) WITH DVD
374	10000215	1	STD WIRING SCHEMATIC
375	99031105	1	PICK-UP UNIT AT FACTORY
376	99510000	1	WARRANTY, ONE YEAR
377	PDB000219	1	DEALER SUPPLIED - OTHER - There shall be an allowance for shelves, trays, tool boards, and equipment mounting by Fire and Marine, Inc.